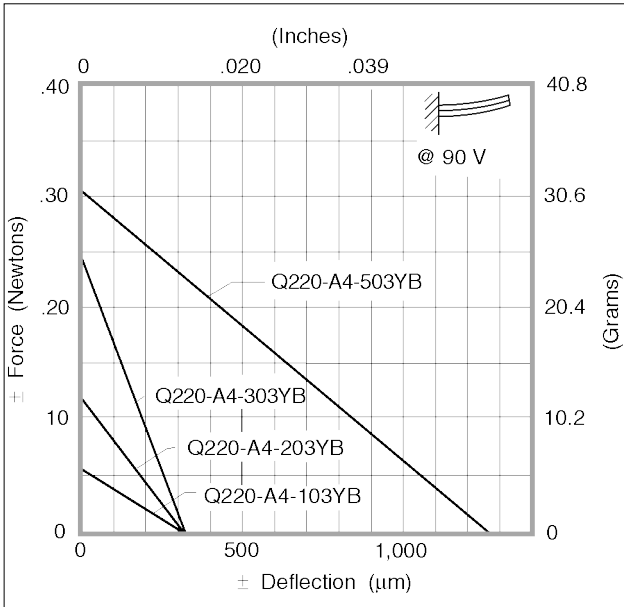



STANDARD QUICK-MOUNT BENDING ACTUATOR PRE-MOUNTED AND WIRED, ONE END, ± 315 μm TO ± 1260 μm



DESCRIPTION

Bolt-down convenience on one end. Standard Quick-Mount bending motors are easily attached to or removed from equipment using the two clearance holes in the PCB mount. They are wired for low voltage operation and the board mounted bleed resistor protects the transducer and user electronics from transient voltages arising from thermal and mechanical shocks. The user provides the mechanical connection between the transducer tip and their load.

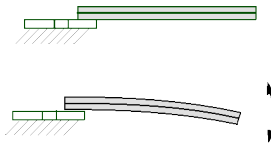
Standard Quick-Mount Benders are more economically priced than other Quick-Mount configurations, and are generally stocked for immediate delivery.

Standard Quick-Mount Benders employ T220-A4-103Y, T220-A4-203Y, T220-A4-303Y or T220-A4-503Y standard brass reinforced transducers.

Dimensions for Standard Quick-Mounts are shown on [page 41](#).

Custom configurations and sizes: Upon request.

ROHS: Compliant. Piezo exempt.



The tip of a Quick-Mount Bender moves in an arc.

PERFORMANCE: STANDARD QUICK-MOUNT BENDERS (Cantilever mode) VALUES TO BE USED AS GUIDELINES

PART NUMBER	PIEZO MATERIAL	WEIGHT	STIFFNESS	CAPACITANCE	MAXIMUM VOLTAGE	RESONANT FREQUENCY	FREE DEFLECTION	BLOCKED FORCE
		grams	N/m	nF	±Vp	Hz	±μm	±N
Q220-A4-103YB	5A4E	0.9	190	12	±90	275	± 315	± .06
Q220-A4-203YB	5A4E	1.4	380	26	±90	275	± 315	± .12
Q220-A4-303YB	5A4E	2.3	760	52	±90	275	± 315	± .24
Q220-A4-503YB	5A4E	9.5	245	260	±90	68	± 1260	± .31

PRICE & ORDERING INFORMATION

	PART NO.	1 pc	5	25	100
Standard Quick-Mount Bender, -103 Size	Q220-A4-103YB	\$197	\$105	\$65	\$55
Standard Quick-Mount Bender, -203 Size	Q220-A4-203YB	\$175	\$114	\$70	\$58
Standard Quick-Mount Bender, -303 Size	Q220-A4-303YB	\$197	\$125	\$81	\$69
Standard Quick-Mount Bender, -503 Size	Q220-A4-503YB	\$241	\$169	\$131	\$115